

Classpad Help Series sponsored by Casio Education Australia		www.casioed.net.au	
002	Setting Up 2 – Main	Author	Charlie Watson
		Date	31 January 2010
		CPM OS	03.04.4000

From the menu at the bottom of the screen, tap

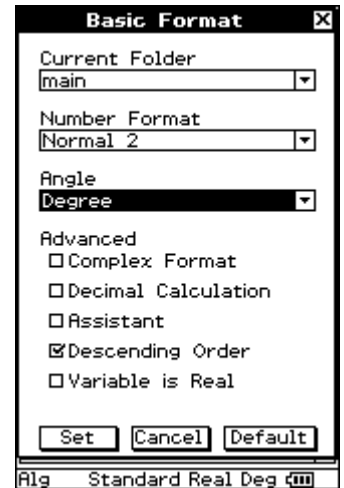


Tap , **Basic Format, Default**

Under **Number Format**, tap **Normal 2**

Under **Angle**, tap **Degree**

Tap **Set**.

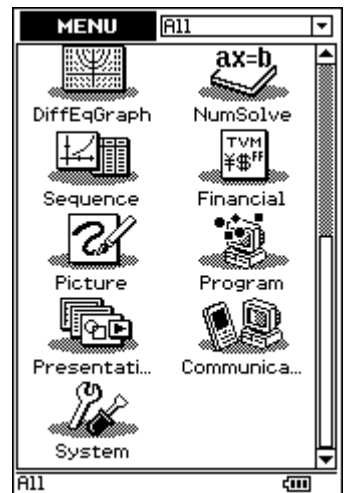


From the menu beneath the screen, tap



Scroll down using the scroll bar on the right hand side of the screen.

Tap

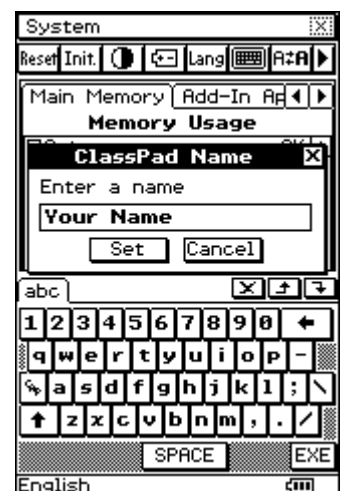



Tap **System** at the top of the screen.

Tap **ClassPad Name**

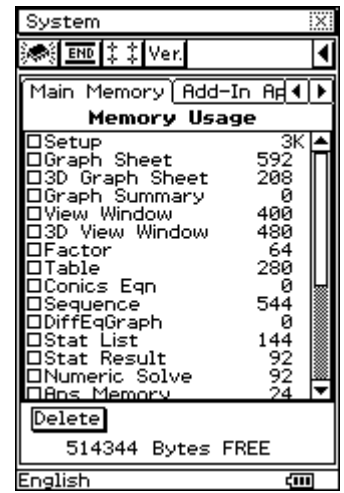
Enter your name.

Tap **Set**



Tap  on the top right hand side of the screen.

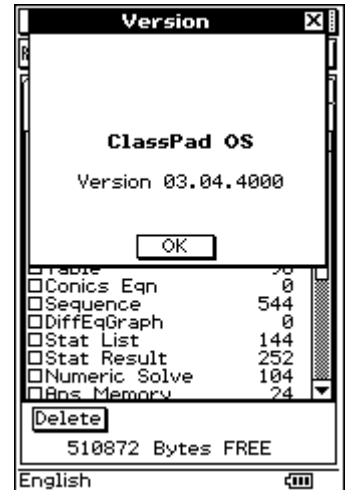
Tap **Ver.**



This should display the current (Jan 2010) Operating System as 3.04

Tap **OK.**

To update your Classpad OS download and run the free update software from <http://edu.casio.com>. The software prompts you with all necessary steps.



From the menu beneath the screen, tap



You should now be ready to start using ClassPad.

