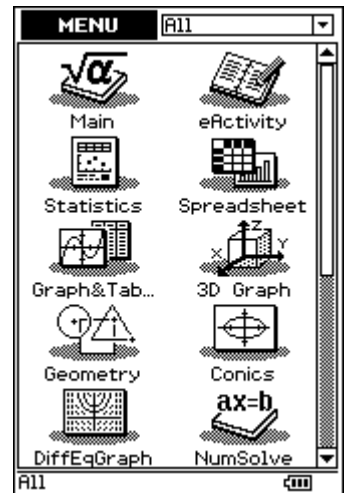


To find the summary statistics such as the mean, standard deviation and so on for the ages below, open the Statistics application.

Tap Edit, Clear All.

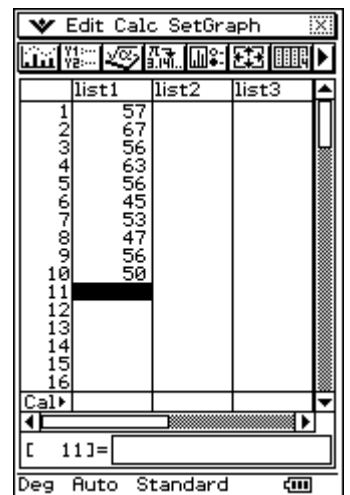
Enter the ages into **list1** by typing each number and tapping EXE.

If you make a typing mistake, tap onto the wrong number and simply re-type the correct value.



Here are the names of the last ten prime ministers of Australia together with the ages at which they became prime minister.

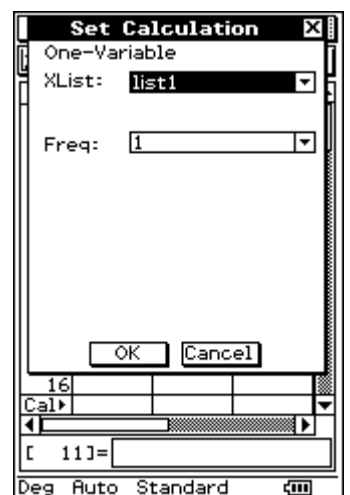
Harold Holt	57
John McEwen	67
John Gorton	56
William McMahon	63
Gough Whitlam	56
Malcolm Fraser	45
Bob Hawke	53
Paul Keating	47
John Howard	56
Kevin Rudd	50



Tap Calc, One-Variable.

Use the drop down menu's to set the XList to list1 and the Freq to 1.

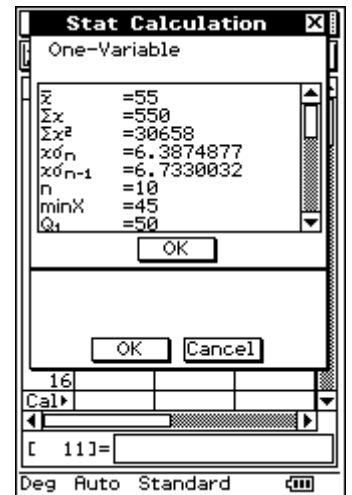
Tap OK.



The One-Variable statistics are displayed.

The mean age is 55 years.

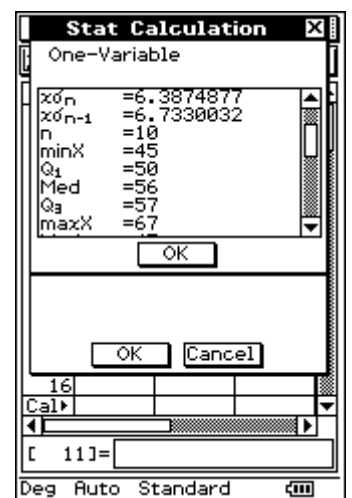
The standard deviation is 6.387 years.



Use the scrollbar to move down the list.

The median age is 56 years.

The inter-quartile range is $57 - 50 = 7$ years.



Tap OK to finish.

