


This example uses the spreadsheet application to create the arithmetic sequence 5, 8, 11, 14, ...

From the Main Menu tap Spreadsheet.


In spreadsheet tap File, New.



Tap into cell A1 and use the keyboard to enter 5 and then tap EXE.

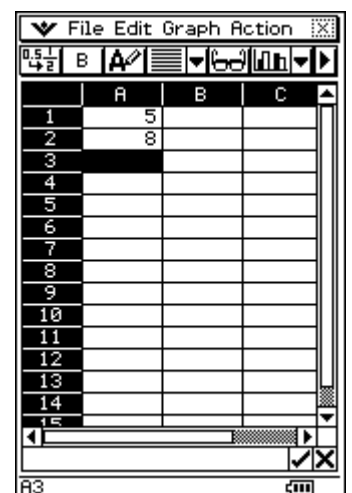
In cell A2 use the keyboard to tap = and then tap into cell A1.


The formula bar at the bottom of your Classpad screen should be showing  $=A1:$  at this stage.

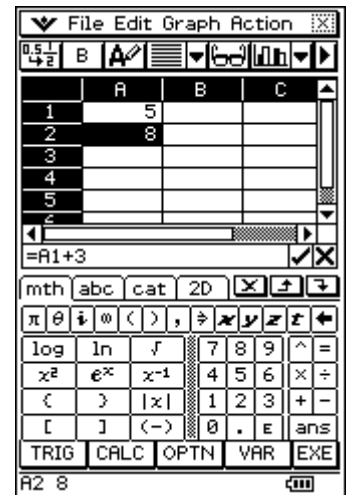



Now use the keyboard to tap +3 and then tap EXE.

Cell A2 now displays the value 8.

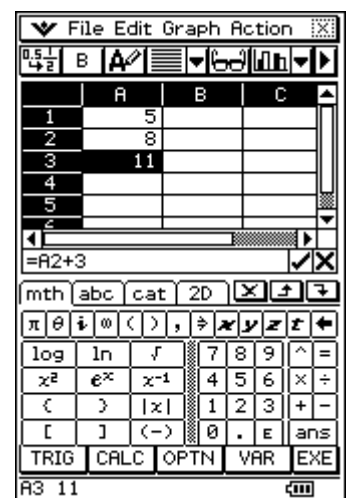


Tap into cell A2 and use the keyboard  to take a copy of the cell contents.



Tap into Cell A3 and tap on Paste .

Notice how the spreadsheet modifies the pasted formula to add 3 to the previous cell (A2) contents.



Now simply repeat the process over and over, tapping into the cell below and tapping on Paste until the required number of terms is generated.

In subsequent examples we will explore other ways of quickly pasting the formula into a large number of cells.

