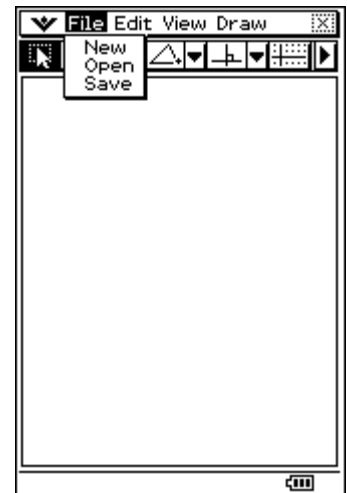
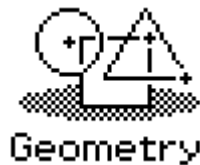


Tap



and then tap



Start a new geometry file, tap **File, New** and then **OK**.

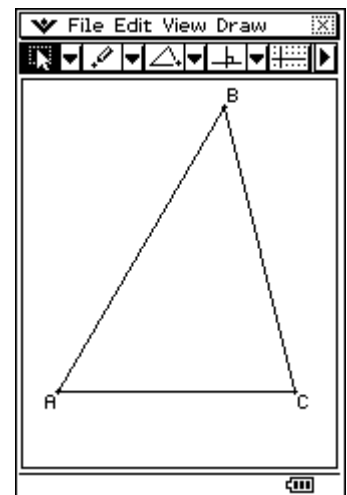
Draw a triangle:

Tap the triangle icon



Either tap anywhere on the screen

or, tap the screen and drag the stylus to form a box.

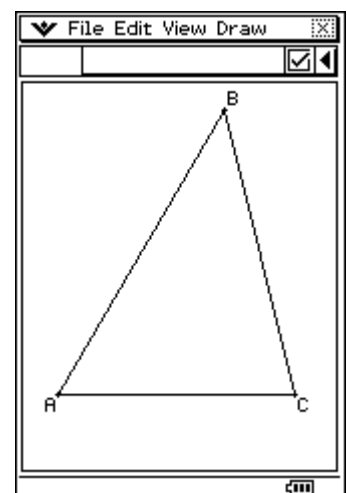


Tap the right arrow



at the far right of the toolbars to

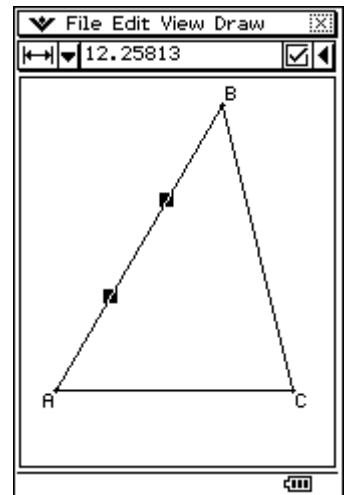
display the information box.



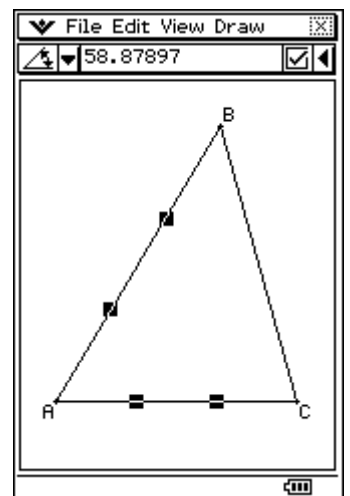
To determine features of the triangle:

Length of a side: tap on a side

NOTE: To deselect, tap on a blank part of the screen.



Size of an angle: tap on the two sides forming the angle



Area of the triangle: tap on all three sides of the triangle, tap on the first down arrow, tap on



Perimeter of the triangle: tap on all three sides of the triangle, tap on the first down arrow, tap on

