

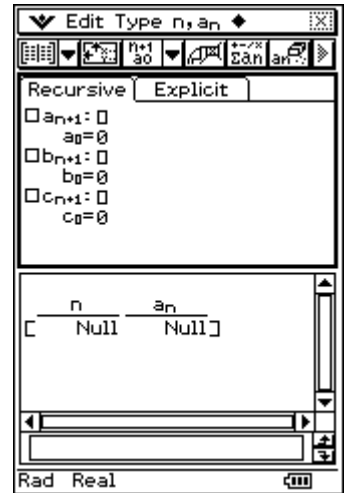
<b>Classpad Help Series sponsored by Casio Education Australia</b>		<b>www.casioed.net.au</b>	
<b>800</b>	<b>Sequence Basics</b>	Author	Charlie Watson
		Date	8 March 2011
		CPM OS	<b>03.05.0000</b>

Open the Sequence application.

Tap **Edit, Clear All, OK**.

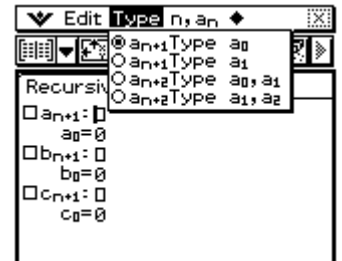
*Note that by default, the Recursive tab is chosen rather than Explicit.*

*Also note that you can create up to three different sequences at one time, a, b and c.*



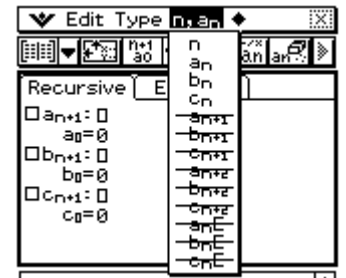
Tap **Type**.

*Note that there are 4 types of recursion available.*



Tap  $n, a_n$ .

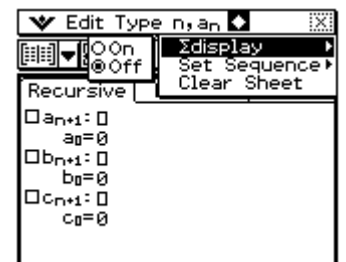
*Note that the items available depend on the type of recursion selected.*



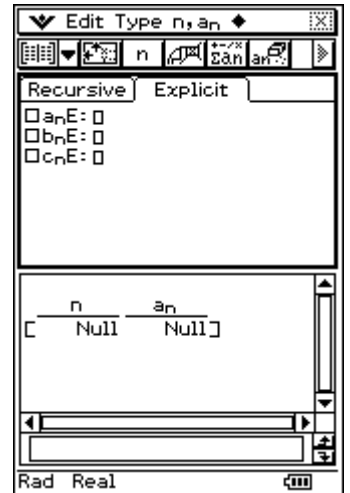
Tap  $\blacklozenge$ .

Tap  $\Sigma display$ .

Choose **On** to also display the sum of the terms of a sequence, or **Off** to just display the terms of the sequence.

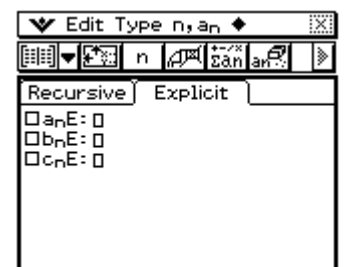


Tap on the **Explicit** tab.



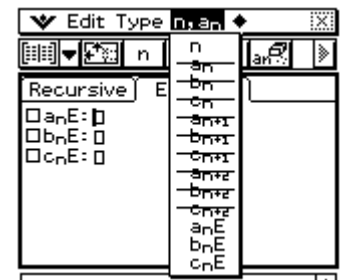
Tap **Type**.


*Note that no items are available from this menu.*



Tap  $n, a_n$ .

*Note that only four items are available.*



Tap .

Use Start and End to set the first and last terms of the sequence required and then tap **OK**.

